


## Payment Tutorial

### QUARK 2017 – Shifting Paradigms

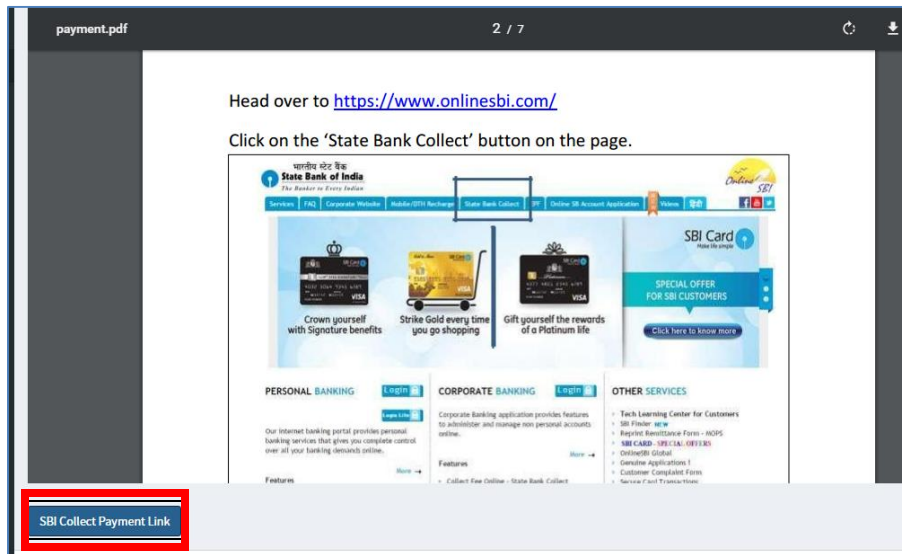


#### Important Steps

- Please follow the instructions given below.
- Do not press the 'Back' or 'Refresh' button at any point during the procedure.
- Please pay only for the events your team has been selected in. You will not be refunded if you make an incorrect payment.
- For any difficulties contact: **Harsh: 7046776276**

## STEP 1

Click on the 'SBI Collect Payment' link below.



On clicking you will be redirected to SBI Collect.

The screenshot shows the SBI Collect Payment Portal. The header includes "Products & Services" and "Know More". The main banner features a globe, a laptop displaying "PAYMENT ONLINE", and the text "STATE BANK COLLECT A MULTI-MODAL PAYMENT PORTAL". Below the banner, there is a "DISCLAIMER CLAUSE" section with a "Terms Used:" heading. The terms include:

- ▶ **Corporate Customer:** Firm/Company/Institution (F/C/I) collecting payment from their beneficiaries.
- ▶ **User:** The beneficiary making a payment to F/C/I for the services/goods availed.
- ▶ Bank shall not be responsible, in any way, for the quality or merchantability of any product/merchandise or any of the services related thereto, whatsoever, offered to the User by the Corporate Customer. Any disputes regarding the same or delivery of the Service or otherwise will be settled between Corporate Customer and the User and Bank shall not be a party to any such dispute. Any request for refund by the User on any grounds whatsoever should be taken up directly with the Corporate Customer and the Bank will not be concerned with such a request.
- ▶ Bank takes no responsibility in respect of the services provided and User shall not be entitled to make any claim against the Bank for deficiency in the services provided by the Corporate Customer.
- ▶ The User shall not publish, display, upload or transmit any information prohibited under Rule 3(2) of the Information Technology (Intermediaries guidelines) Rules, 2011.
- ▶ In case of non-compliance of the terms and conditions of usage by the User, the Bank has the right to immediately terminate the access or usage rights of the User to the computer resource of the Bank and remove the non-compliant information.

Below the terms, there is a checkbox:  I have read and accepted the terms and conditions stated above. (Click Check Box to proceed for payment.)

At the bottom, there is a "Proceed" button.

Click on the check box and press "PROCEED".

## **STEP 2**

Select “Goa” as the State and “Educational Institutions” as the Type and submit



The screenshot shows a web form titled "State Bank Collect". Below the title is a section header "Select State and Type of Corporate / Institution". There are two dropdown menus: "State of Corporate/Institution \*" with "Goa" selected, and "Type of Corporate/Institution \*" with "Educational Institutions" selected. A "Go" button is located below the second dropdown menu.

For Educational Institute' name, select “BIRLA INSTITUTE OF TECHNOLOGY AND SCIENCE” and submit



The screenshot shows a web form titled "State Bank Collect". Below the title is a section header "Select from Educational Institutions \*". There is a dropdown menu labeled "Educational Institutions Name" with "BIRLA INSTITUTE OF TECHNOLOGY AND SCIENCE" selected. Below the dropdown menu are two buttons: "Submit" and "Back".

### **STEP 3**

Select the category under which payments are to be made

Please select only the category for which you want to make the payment. These are the amounts; pay in multiples for group of people accordingly. The following are the category details:

**QUARK– EVENT REGISTRATION** Registration fee is **200/- per participant**. Use this if you are not taking accommodation or any workshop.

If 5 people are participating from your team, make a payment of 1000/-, so INR **200\*Number** of people will be the amount. For 200/- you can participate in any event of your choice and the pass for guest lectures and nights is also included. Use this only if you are not taking accommodation or any workshop.

**QUARK – REG, ACCOM** : Limited accommodation is available for **1100/- for 3 Nights and 1400/- for 4 nights per person**.

3 day accommodation is from 3<sup>rd</sup> afternoon/evening till 6<sup>th</sup> Morning.

4 day accommodation is from 2<sup>nd</sup> afternoon/evening till 6<sup>th</sup> Morning.

If a participant is paying for accommodation, then he/she doesn't need to pay for events/nights; it is included.

**QUARK- WORKSHOP**. As of now, 6 workshops are there

1. Texas Instruments: Cost per Person: 1100
2. Nvidia: Cost per Person: 1500
3. Mathworks: Cost per Person: 800

4. Cisco: Cost per Person: 1300
5. Autodesk: Cost per person: 1250
6. Finance Workshops: Cost per Person: 1100

Please mention us on mail if you are paying as a team. Also, all participants for workshops don't have to pay fee for events. Its Included. Paying for workshop means you don't have to pay 200 for events or nights, its included. However, if workshop participants need **accommodation, then they need to pay for the same separately as mentioned above.**

**State Bank Collect**

**BIRLA INSTITUTE OF TECHNOLOGY AND SCIENCE**  
NH 17B, Zuarinagar, , Zuarinagar-403726

Provide details of payment


Select Payment Category \*

- ❖ Mandatory fields are marked with an asterisk
- ❖ The payment structure document if available
- ❖ Date specified(if any) should be in the format

--Select Category--

- 2011 and 2013 Batch PS-II
- 2012 Batch PS-II
- HD 2015 Batch PS
- Part Time PHD 2013 to 2016
- FD 2011 to FD 2016 Batch On Campus
- HD 2015 to HD 2016 Batch On Campus
- 2011 to 2013 Batch and HD 2015 Off Campus Thesis
- Full Time PHD 2011 to 2016
- Spree 17 Registration
- Quark 17 Registration
- Quark 17 Workshop
- Quark 17 Accommodation

Privacy Statement



**BIRLA INSTITUTE OF TECHNOLOGY AND SCIENCE**  
NH 17B, Zuarinagar, , Zuarinagar-403726

**Provide details of payment**

Select Payment Category \* Quark 17 Registration ▼

Name \*

Name of the College, City \*

Contact number \*


Mail id \*

Amount \*

Remarks

Please enter your Name, Date of Birth & Mobile Number. This is required to reprint your e-receipt / remittance(PAP) form, if the need arises.

Name \*

Date of Birth \*  

Mobile Number \*












Enter the text as shown in the image \*

4FC25

Fill in the mandatory details on the sheet and confirm them on the next page.

#### STEP 4: SELECT ANY MODE FOR PAYMENT

- DEBIT CARD OR
- NET BANKING or
- CREDIT CARD

NET BANKING	CARD PAYMENTS
<div style="border: 1px solid #ccc; padding: 5px; margin-bottom: 5px;">  <b>State Bank of India</b> <small>With you - all the way</small> <div style="float: right;">Bank Charges: 11.45 <span style="font-size: 20px;">➤</span></div> </div> <div style="border: 1px solid #ccc; padding: 5px; margin-bottom: 5px;">  <b>State Bank of Bikaner and Jaipur</b> <small>The Bank with a vision</small> <div style="float: right;">Bank Charges: 11.45 <span style="font-size: 20px;">➤</span></div> </div> <div style="border: 1px solid #ccc; padding: 5px; margin-bottom: 5px;">  <b>State Bank of Hyderabad</b> <small>You Can Always Bank on Us</small> <div style="float: right;">Bank Charges: 11.45 <span style="font-size: 20px;">➤</span></div> </div> <div style="border: 1px solid #ccc; padding: 5px; margin-bottom: 5px;">  <b>State Bank of Mysore</b> <small>Working for a better tomorrow</small> <div style="float: right;">Bank Charges: 11.45 <span style="font-size: 20px;">➤</span></div> </div> <div style="border: 1px solid #ccc; padding: 5px; margin-bottom: 5px;">  <b>State Bank of Patiala</b> <small>With You Everyday Every Inch of the Way</small> <div style="float: right;">Bank Charges: 11.45 <span style="font-size: 20px;">➤</span></div> </div> <div style="border: 1px solid #ccc; padding: 5px; margin-bottom: 5px;">  <b>State Bank of Travancore</b> <small>A Long Tradition of Trust</small> <div style="float: right;">Bank Charges: 11.45 <span style="font-size: 20px;">➤</span></div> </div> <div style="border: 1px solid #ccc; padding: 5px;"> <div style="display: flex; align-items: center;">  <div> <b>Other Banks Internet Banking</b> </div> <div style="float: right;">Bank Charges: 17.18 <span style="font-size: 20px;">➤</span></div> </div> </div>	<div style="border: 1px solid #ccc; padding: 5px; margin-bottom: 5px; background-color: #f0f0f0;"> <p style="font-size: 12px; color: #808080;">This payment mode is not available between 23:30 hours IST and 00:30 hours IST</p> </div> <div style="border: 1px solid #ccc; padding: 5px; margin-bottom: 5px; background-color: #fff9c4;"> <div style="display: flex; align-items: center;">  <div> <b>State Bank ATM-cum-Debit Card</b> </div> <div style="float: right;">Bank Charges: Rs 11.45 <span style="font-size: 20px;">➤</span></div> </div> </div> <div style="border: 1px solid #ccc; padding: 5px; margin-bottom: 5px; background-color: #fff9c4;"> <div style="display: flex; align-items: center;">  <div> <b>Other Banks Debit Cards</b> </div> <div style="float: right;">Bank Charges: Rs 12.59 <span style="font-size: 20px;">➤</span></div> </div> </div> <div style="border: 1px solid #ccc; padding: 5px; margin-bottom: 5px; background-color: #fff9c4;"> <div style="display: flex; align-items: center;">  <div> <b>Credit Cards</b> </div> <div style="float: right;">Bank Charges: Rs 12.59 <span style="font-size: 20px;">➤</span></div> </div> </div> <div style="border: 1px solid #ccc; padding: 5px; background-color: #0070c0; color: white; text-align: center; font-weight: bold; font-size: 12px;">             OTHER PAYMENT MODES         </div> <div style="border: 1px solid #ccc; padding: 5px; background-color: #fff9c4;"> <div style="display: flex; align-items: center;">  <div> <b>SBI BRANCH</b> </div> <div style="float: right;">Bank Charges: Rs 57.0 <span style="font-size: 20px;">➤</span></div> </div> </div>

**- STEP 5: CONTINUE TO PAY AS PER THE OPTION CHOSEN**

**STEP 6: SELECT THE YOUR PREFERRED BANK**

**STEP 7: ENTER YOUR USER ID & PASSWORD AND COMPLETE THE PAYMENT.**

**STEP 8: MAIL THE FEE RECEIPT AT THE END OF THE PROCESS TO : [bits.quark17@gmail.com](mailto:bits.quark17@gmail.com)**

**STEP 9: Once the payment is successfully submitted, make a note of the transaction id and save the screenshot/printout of the transaction ticket, and get a printout/softcopy of it.**

**For any Queries Contact - Harsh: 7046776276 or Deep: 7038707486.**